

G. DRUM (RINE) LTD.

Elizabethan

UNIT 20, WILLMENTS SHIPYARD, HAZEL ROAD, WOOLSTON, SOUTHAMPTON, ENGLAND

YACHT BUILDERS

Elizabethan Marine Limited, Unit 20, Willments Shipyard, Hazel Road, Woolston, Southampton. Telephone (0703) 441355




Elizabethan 23

SMALL CRUISING YACHT

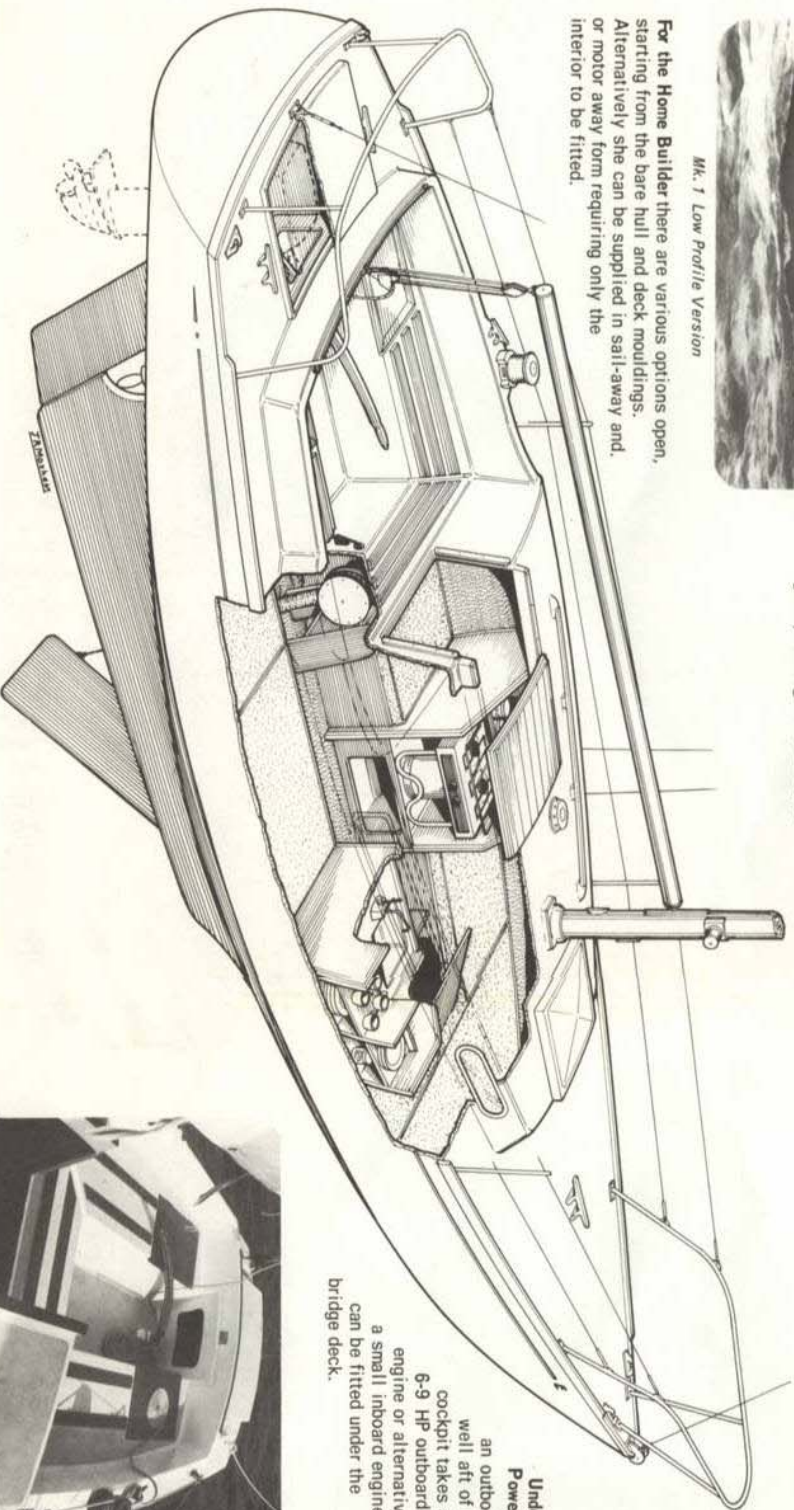
About the Elizabethan 23

The Elizabethan 23 is the smallest of the Elizabethan range of sailing cruisers, but like its bigger sisters it combines both performance and seaworthiness together in a stylish design. Unlike many modern small cruisers Peter Webster's design features a good looking hull with moderate overhangs and a choice of deck mouldings giving alternative headroom. The hull design offers a stiff hull with a long straight ballast keel and integral centre-plate giving a ballast ratio of 50% and a maximum draft of nearly 5ft with the centre-plate. When the centre-plate is up the draft is reduced to a mere 2ft-6ins enabling creeks to be explored and the most made of shallow waters. The moderate overhangs with raked counter stern on a long waterline ensures a sparkling performance with no detriment to handling qualities. The easily driven hull remains stable and well mannered in all conditions of wind and sea and under any sail combination. The masthead sloop rig supports a healthy maximum sail area of 276ft² under main and genoa with three varying sizes of jib for differing wind strengths. The sail plan is matched to the hull to produce an extremely well balanced helm which is at all times light and sensitive. The deck stepped mast is of moderate length and is easily raised or lowered from the hinged heel fitting with little overhang when fully lowered. The deck layout provides two alternative deck mouldings allowing for a low windage profile or a raised coachroof with increased headroom. Whichever profile is preferred the deck layout remains substantially the same, a free uncluttered foredeck with wide side-decks sweeping back to the self draining cockpit. Below the open plan accommodation provides four full length berths, two forward with the marine toilet situated between and two aft extending under the cockpit seats. The galley is situated amidships with a two burner cooker to port and a sink and galley stowage to starboard.




Mk. 1 Low Profile Version


For the Home Builder there are various options open, starting from the bare hull and deck mouldings. Alternatively she can be supplied in sail-away and, or motor away form requiring only the interior to be fitted.



Under Power an outboard well aft of the cockpit takes a 6-9 HP outboard engine or alternatively a small inboard engine can be fitted under the bridge deck.



Mk. 2 High Profile Version



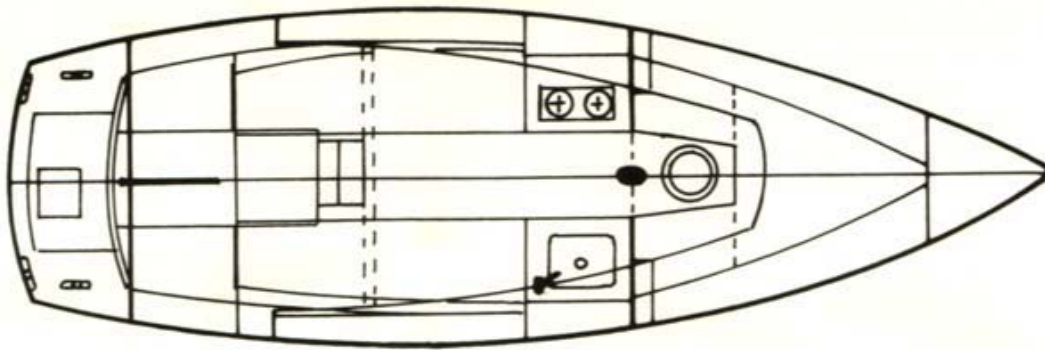
Cockpit Layout



Looking Forward



Looking Aft



General Arrangement

Designed by
P. Webster



Sail Plan

SPECIFICATION

Construction
Hand lay-up G.R.P. using First Grade Materials

Principal Dimensions

Length O.A.	23'-0"	7.01m
Length W.L.	18'-6"	5.64m
Beam	7'-1"	2.16m
Draft (Plate up)	2'-6"	.762m
(Plate down)	4'-11"	1.5m

Sail Areas

Main	116ft ²	10.77m ²
No. 1 Jib	103ft ²	9.57m ²
Genoa	160ft ²	14.86m ²

Weights

Displacement	1.55 t	1574kg
Ballast (inc. Plate)	.79t	802.6kg
Ballast Ratio	51%	
T.M.	3.7	

Berths

Four Full Length

Headroom

Mk. 1 Low Profile	4'-6"	1.37m
Mk. 2 High Profile	5'-6"	1.67m

Capacities

Water	10 gal	45 litres
-------	--------	-----------

Other craft available:-

- ELIZABETHAN 30
- ELIZABETHAN 33
- ITCHEN FERRY
- AMAZON CATAMARAN

ELIZABETHAN YACHTS Ltd.

G.D.B. MARINE

Unit 20, Willments Shipyard, Hazel Road,
Woolston, Southampton. Tel: So'ton 441355

Designed By; David Thomas

Elizabethan 23

PRICE £7825 + VAT

Specification

GENERAL DIMENSIONS

Construction

Hand Lay-up G.R.P. Using first grade materials.

Principal Dimensions

Length O.A.	23' - 0"	—	7.01 m
Length W.L.	18' - 6"	--	5.64 m
Beam	7' - 1"	—	2.16 m
Draft (Plate up)	2' - 6"	—	.762 m
(Plate down)	4' - 11"	--	1.5 m

Sail Areas

Main	116 ft. ²	—	10.77 m ²
No. 1 Jib	103 ft. ²	—	9.57 m ²
Genoa	160 ft. ²	—	14.86 m ²

Weights

Displacement	1.55 t.	—	1574 kg.
Ballast (Inc. Plate)	.79 t.	—	802.6kg.
Ballast Ratio	51%		
T.M.	3.7		

Berths

Four Full Length.

Headroom

Mk. I Low Profile	4' - 6"	--	1.37 m
Mk. II High Profile	5' - 6"	—	1.67 m

Capacities

Water	10 Gal.	—	45 Litres
-------	---------	---	-----------

HULL:

Highest quality glass fibre reinforced polyester moulding. Skilled hand lay up and use of woven rovings ensures high strength to weight ratio.

DECK:

One piece moulding of glass fibre reinforced polyester with Balsa Sandwich on Coachroof top. Plywood reinforcement in way of deck fittings. Self draining cockpit with lockers port and starboard and one aft locker.

KEEL AND RUDDER:

Cast Iron Ballast Keel of 0.75 tons securely through bolted to the Hull with mild steel Centreplate of 90 lbs. The glass fibre Rudder is secured to the stainless steel Rudder stock by tangs to distribute the load. The Rudder is supported by a stainless steel heel fitting and bearing and passes through a Rudder Tube with tufnol bearings - a lifting tiller is fastened to the Rudder Stock.

FINISH:

All glass fibre surfaces reflect the high gloss finish of the moulds.

Bottom Antifouled after suitable priming.

Caveta Line Moulded in.

Deck The horizontal surfaces of the Deck are painted to produce a non-slip finish.

Exterior Joinery All teak finish mainhatch, grabrails, washboards, etc. All exterior joinery is oiled.

DECK FITTINGS:

Through bolted stainless steel stemhead fitting with roller, forestay and Genoa Tack attachment points. Stainless steel pulpit. One large Mooring Cleat forward. Fairleads forward p & s. Stainless steel 'U' Bolt Chainplates. Alloy Frame Windows. Staunchions with bases and guardrails. Stainless steel pushpit. Genoa Track and Fairlead. Mainsheet Track and Stops. Two large mooring cleats aft. Fairleads aft p & s. Stainless steel 'U' Bolt Backstay Chainplate. Diaphragm Bilge Pump (10 GPM). Two sheet winches. All load bearing deck fittings through bolted with stainless steel fastenings.

ACCOMMODATION:

The open plan layout provides four full length Berths two forward and two aft extending under the cockpit seats. All Bunks have 4" foam cushions PVC fabric covered and ample stowage lockers beneath. The Marine Toilet is situated in a locker between the forward Berths.

The Galley is amidships with a two Burner Cooker to Port and a Sink to Starboard supplied by a 12 gallon flexible water tank. Ample locker stowage for provisions and utensils.

All Joinery work is varnished teak finish and Hull Linings in Vynide anti-condensate material. Companion steps in stainless steel.

ELECTRICS:

54 Amp Hour Battery with isolation switch. Port and Starboard sidelights and stern light fitted. Two interior fluorescent lights fitted.

SPARS, RIGGING AND SAILS

Spars Anodised aluminium alloy mast and boom with roller reefing.

Rigging Stainless steel standing rigging with stainless steel rigging screws and stainless steel toggles where necessary. Pre-stretched terylene halyards and topping lift. Braided polyester main and jib sheets and blocks.

Sails Mainsail and No. 1 Jib in white terylene, with sailbags and battens.

TERMS OF PAYMENT:

COMPLETE BOATS:

One-third deposit with order.
One-third on completion of mouldings.
Balance: fourteen days prior to completion.

PART-COMPLETE BOATS:

50% Deposit with order.
Balance fourteen days prior to completion.

DELIVERY:

By quotation.

INSURANCE:

Insurance in transit at owner's risk.

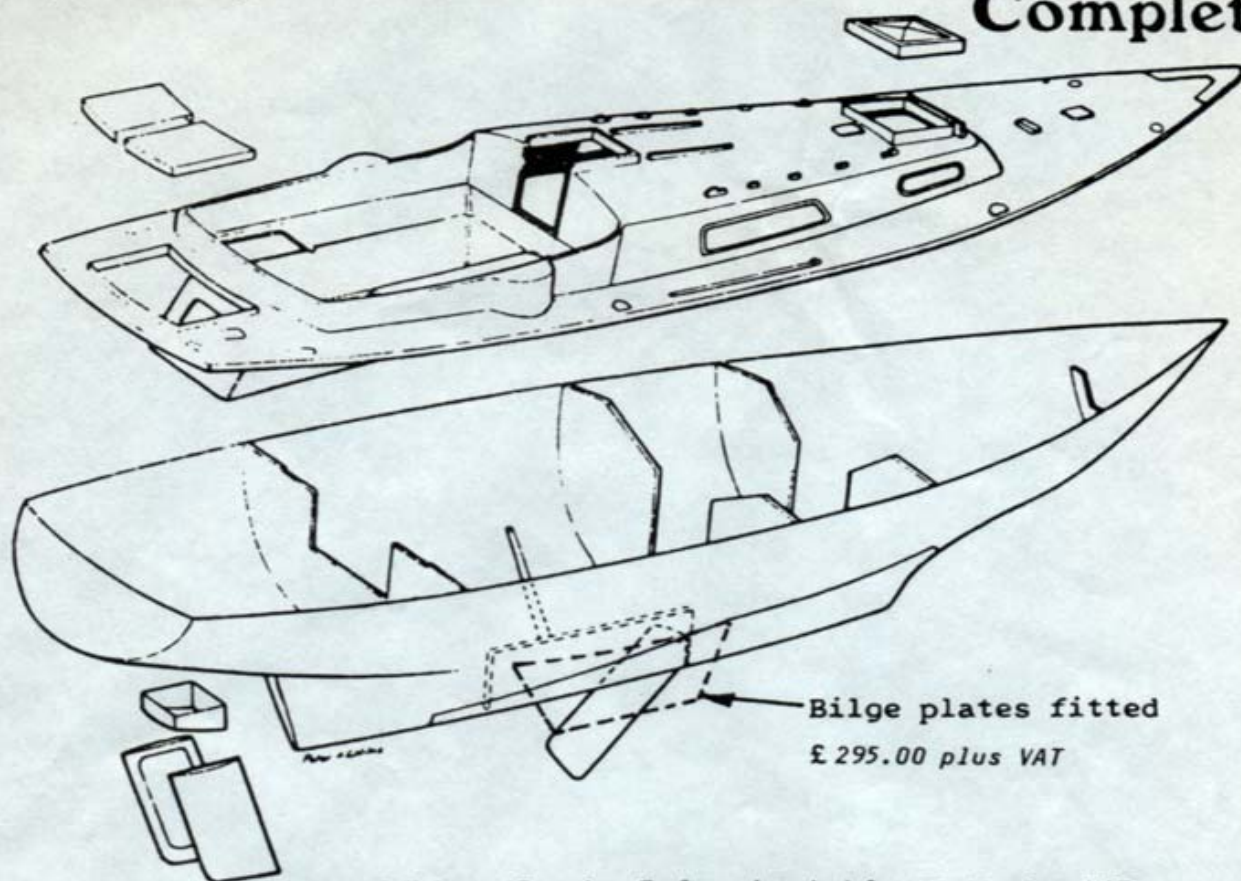
NOTE: In the interest of improving this boat, the Company reserves the right to alter this specification without prior notice.

This specification does not constitute an offer and should be checked at time of ordering.

TERMS OF BUSINESS ON APPLICATION

Elizabethan 23

For Home Completion



Sail-Away (Complete Craft exc interior) £ 6275.00 plus VAT

For those wishing to complete their own craft we can supply the Elizabethan 23 in a number of stages of completion. We give full working drawings with all part built craft together with full advisory service and chandlery back up facilities.

Should your requirements be different from the stages we supply we will be pleased to quote to your specific requirements.

<u>STAGE I</u>	Hull and Deck Bonded together, Ballast, Centreplate Rudder and Hatch Mouldings.	£ 3120.00 plus VAT
<u>STAGE II</u>	Hull and Deck Bonded together, Ballast, Centreplate, Rudder, Hatch Mouldings, Bulkheads and Floor Bearers bonded in.	£ 3490.00 plus VAT

In addition to the above Stages there are two complete packages for:

- a) **SAIL AWAY** - Mast and Boom, Standing and Running Rigging, Sails and Relevant Deck Fittings. £ 1641.00 plus VAT
- b) **MOTOR AWAY** - Yanmar 1GM 10.0 diesel inboard installed £ 2272.00 plus VAT

Built by ELIZABETHAN YACHTS LTD, Unit 20 Willments Shipyard, Hazel Road Woolston Southampton. Telephone: 0703 441355