

G. DRUM (RINE) LTD.

**Elizabethan**

UNIT 20, WILLMENTS SHIPYARD, HAZEL ROAD, WOOLSTON, SOUTHAMPTON, ENGLAND

**YACHT BUILDERS**

Elizabethan Marine Limited, Unit 20, Willments Shipyard, Hazel Road, Woolston, Southampton. Telephone (0703) 441355



**Elizabethan 33**

A FAST COMFORTABLE CRUISER



## About the Elizabethan 33

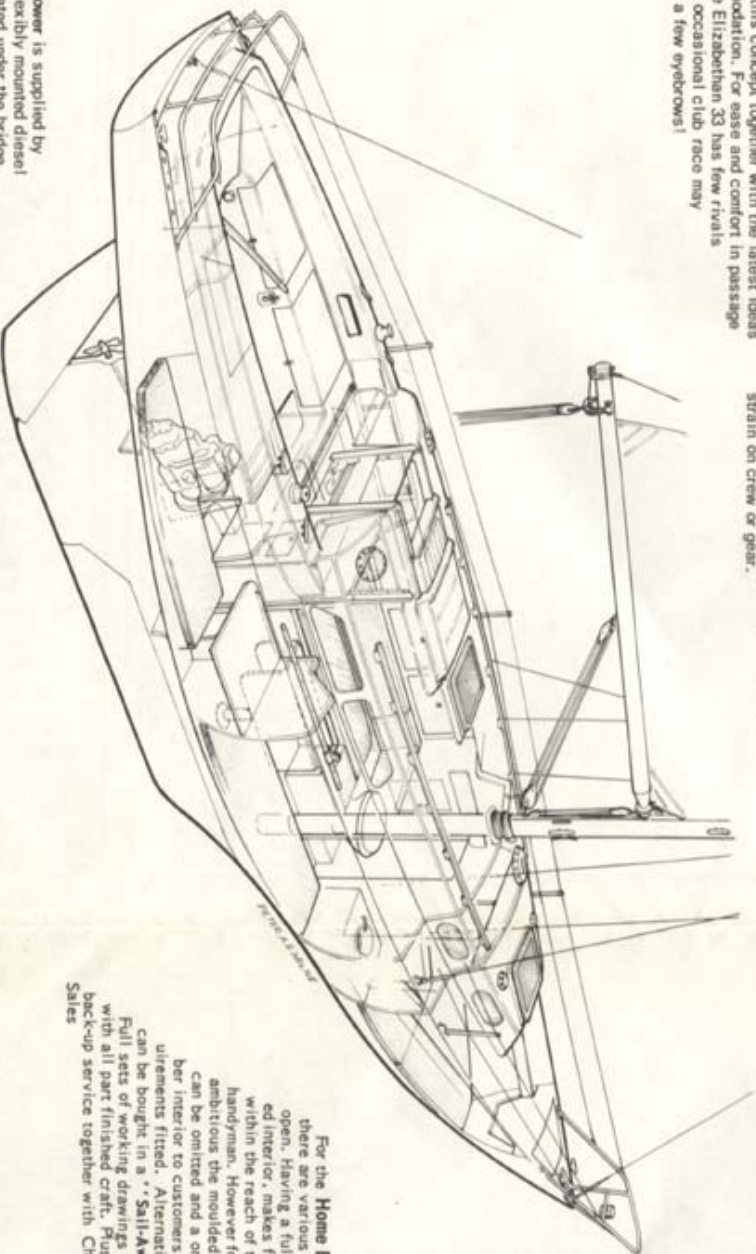
The Elizabethan 33 has the relaxed, confident air of the true cruising yacht, perfectly combining comfort and seaworthiness. It has been developed from the Elizabethan 31 which has cruised extensively throughout Europe and the Caribbean. Many owners reported the sea-kindly qualities and comfort this offered for living aboard and the Elizabethan 33 embodies this concept together with the latest ideas in accommodation. For ease and comfort in passage making, the Elizabethan 33 has few rivals and in the occasional club race may still raise a few eyebrows!

Proven in thousands of miles of long distance cruising the traditional hull shape with long keel and moderate overhangs provides a safe and comfortable motion at sea, even in the worst conditions. The moderate displacement and easy lines combine to make an easily driven hull capable of making fast passages without undue strain on crew or gear.

On deck the Elizabethan 33 immediately impresses with the wide side decks swooping aft from an uncluttered foredeck to a spacious self-draining cockpit where sun seekers can stretch out with ease. With comfort an important feature of this design, the accommodation spaciously caters for a crew of six, two berths are provided in the fore cabin, whilst the main saloon has a double settee berth, a single settee berth and a quarter berth. Standing headroom below continues the length of the cockpit which extends forward of the mast into the foreward cabin.

The main saloon features a large folding leaf table in a dinette arrangement happily accommodating all the crew for meals. Inside the main companionway to port the galley offers a practical and spacious layout including a cooker with grill and oven, an ice box and a stainless steel sink. Opposite to starboard, there is a full size chart table with stowage for charts and navigational equipment. Between the fore cabin and the main saloon is the toilet compartment with W.C. and washbasin, with a large hanging locker to port. The sloop rig of the Elizabethan 33 provides a maximum sail area of 537ft with a high aspect ratio mainsail and a wardrobe of three headsails. If required an alternative sail plan can be adopted providing a similar maximum sail area in a ketch rig.

Construction of the Elizabethan 33 is in high strength, low maintenance G.R.P. The high qualities of the materials used and the care taken in moulding combine to produce an extremely strong craft with a long life and minimum maintenance. The standard of finish on the Elizabethan 33 reflects the high quality of materials used and the skill of the craftsmen who build her together producing a vessel both safe and comfortable in all conditions.



For the Home Builder there are various options open. Having a fully moulded interior, makes fitting out within the reach of the average handyman. However for the more ambitious the moulded interior can be omitted and a one-off timber interior to customers own requirements fitted. Alternatively she can be bought in a "Sail-Away" form. Full sets of working drawings are issued with all part finished craft. Plus a full back-up service together with Chandlery Sales



Looking aft in Saloon



Galley area



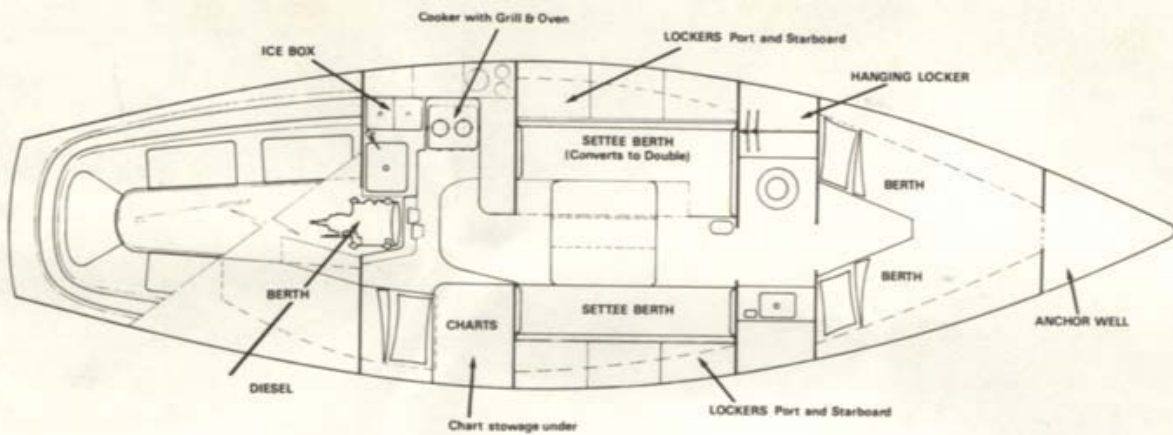
Looking forward in Saloon



Chart Table

Auxiliary power is supplied by the 20HP flexibly mounted diesel engine situated under the bridge deck with access through the engine casing in the main saloon.



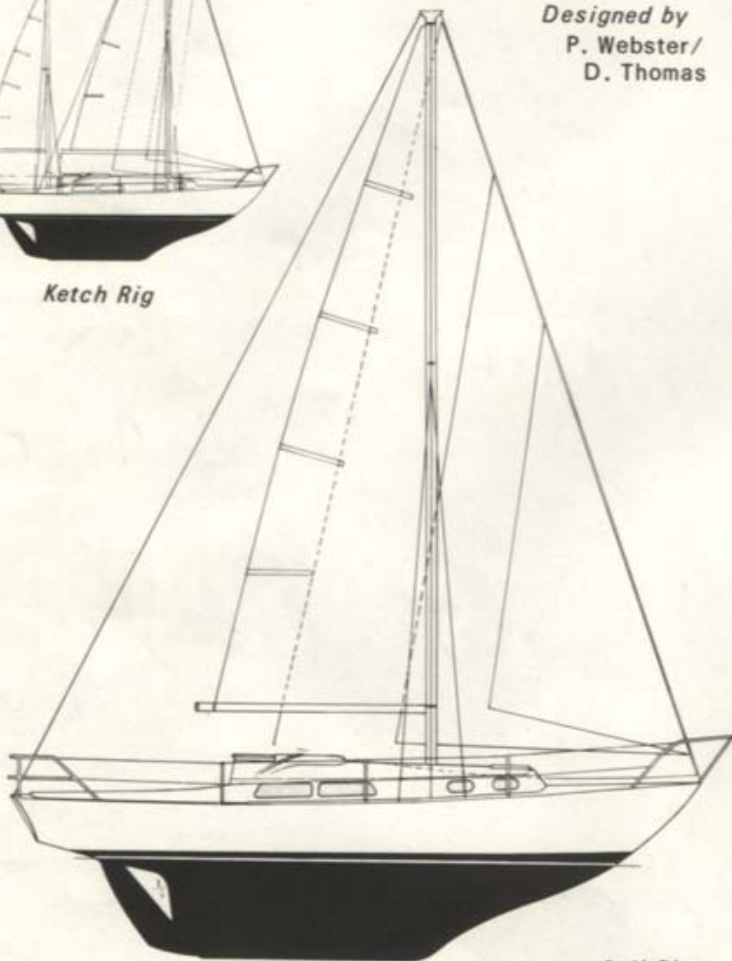


General Arrangement



Ketch Rig

Designed by  
P. Webster/  
D. Thomas



Sail Plan

**SPECIFICATION**

**Construction**

Hand lay-up G.R.P. using first grade materials.

**Principal Dimensions**

Length O.A.	33'-0"	10.05m
Length W.L.	25'-0"	7.62m
Beam	9'-4"	2.84m
Draft	4'-7"	1.39m

**Sail Areas**

Main	157 ft <sup>2</sup>	14.6m <sup>2</sup>
No 1 Jib	175 ft <sup>2</sup>	16.25m <sup>2</sup>
No 2 Jib	86.5 ft <sup>2</sup>	8.0m <sup>2</sup>
Genoa	316 ft <sup>2</sup>	29.35m <sup>2</sup>

**Weights**

Displacement	5.70t	5784 kg
Ballast (Cast Iron)	2.33t	2364 kg
Ballast Ratio	41 %	
T.M.	11	

**Headroom**

Full standing.	6'-3"	1.90m
----------------	-------	-------

**Berths**

6 full length

**Capacities**

Fuel	12 gal	54 litres
Water	35 gal	159 litres

Other Craft available :-

- ELIZABETHAN 23
- ELIZABETHAN 30
- ITCHEN FERRY
- AMAZON CATAMARAN

# Elizabethan

YACHT BUILDERS

Elizabethan Marine Limited, Unit 20, Willments Shipyard, Hazel Road, Woolston, Southampton. Telephone (0703) 441355

Designed By; David Thomas

## Elizabethan 33

PRICE £29,740 + VAT

Specification

### GENERAL DIMENSIONS

#### Construction

Hand lay-up G.R.P. using first Grade Materials.

#### Principal Dimensions

Length O.A.	33' - 0"	—	10.05 m
Length W.L.	25' - 0"	—	7.62 m
Beam	9' - 4"	—	2.84 m
Draft	4' - 7"	--	1.39 m

#### Sail Areas

Main	157 ft. <sup>2</sup>	—	14.6 m <sup>2</sup>
No. 1 Jib	175 ft. <sup>2</sup>	—	16.25 m <sup>2</sup>
No. 2 Jib	86.5 ft. <sup>2</sup>	—	8.0 m <sup>2</sup>
Genoa	316 ft. <sup>2</sup>	—	29.35 m <sup>2</sup>

#### Weights

Displacement	5.70 t.	—	5784 kg.
Ballast (Cast-Iron)	2.33 t.	—	2364 kg.
Ballast Ratio	41 %		
T.M.	11		

#### Berths

6 Full Length

#### Headroom

6' - 3" — 1.90 m

#### Capacities

Water	35 Gal.	—	159 Litres
Fuel	12 Gal.	—	54 Litres

### HULL:

Highest quality glass fibre reinforced polyester moulding. Skilled hand lay up and use of woven rovings ensures high strength to weight ratio. Marine plywood bulkheads bonded to hull and deck together with full interior mouldings.

### DECK:

One piece moulding of glass fibre reinforced polyester. Horizontal surfaces are of Balsa Sandwich construction with moulded in plywood reinforcements in way of load bearing deck fittings. Self draining cockpit with lockers p & s. and one large lazarette locker. Interior deckhead liner moulded in.

### KEEL AND RUDDER:

Cast Iron Ballast Keel of 2.33 tons securely through bolted to Hull. The glass fibre rudder is secured to the stainless steel rudder stock by tangs to distribute the load. The rudder is supported by a stainless steel heel fitting and bearing and passes through a rudder tube with tufnol bearings. A lifting tiller is fastened to the rudder stock.



## FINISH:

All moulded glass fibre surfaces reflect the high gloss finish of the moulds.

Bottom Antifouled after suitable priming.

Caveta Line Moulded in.

Deck The horizontal surfaces of the deck are painted to produce a non-slip finish.

Exterior Joinery All teak finish, mainhatch and grabrails, washboards, etc., All exterior joinery is oiled.

## DECK FITTINGS:

Through bolted stainless steel stem fitting with roller, forestay and genoa tack attachment points. Stainless steel pulpit. One large mooring cleat forward. Fairleads forward p & s. Large anchor well locker with cover and lash down points. Alloy / Perspex forehatch, stainless steel 'U' Bolt type chainplates. Eight alloy framed windows. Staunchions with bases and guardrail. Stainless steel pushpit. Genoa track with non tumbling fairlead. Mainsheet track and stops. One large mooring cleat aft. Fairleads aft p & s. Stainless steel 'U' Bolt backstay chainplate. Diaphragm Bilge Pump (10 GPM) fitted in cockpit locker. Two Genoa Sheet Winches (2 speed). Alloy / Perspex Saloon Ventilation Hatch.

All load bearing deck fittings are through bolted with stainless steel fastenings.

## VENTILATION:

Adequate Ventilation throughout ensured by separate Ventilators for fore-cabin. Toilet compartment and saloon.

## ACCOMMODATION:

Forecabin Two berth forecabins with shelves above and locker space below, plus drawers p & s.

Toilet Compartment Full width toilet compartment divisible from accommodation by two sliding doors. Marine toilet to port. Washbasin with lockers above and below to starboard. Freshwater pumped to basin by foot pump. All seacocks are accessible either from below the cabin sole or in the hanging locker.

Saloon Settee Berths port and starboard with cushioned backrests, and lockers above with teak faced sliding doors. Port settee is 'L' shaped for increased sitting space and to facilitate double berth. Single pillar table with two leaves.

Starboard aft is a large sit down chart table with chart stowage below and teak panel outboard for instrument stowage. Starboard quarter berth extends under cockpit seats with stowage below. Portside Aft is a Roomy 'U' Shaped Galley with stainless steel sink. Fresh water pump connected to 35 gallon flexible water tank under cabin sole. Ice box. Calor Gas Cooker with two rings, oven and grill. Lockers for stowage of provisions and utensils above and below counter tops.

Removable engine cover / companion steps for easy engine access. Oilskin stowage space to starboard of engine cover. Cabin sole is covered by carefully sealed cork tiles.

Interior Finish All joinery work in varnished teak finish. Cushions in 4" Foam PVC fabric covered. Hull linings in vynide anti-condensate material.

## ELECTRICS:

54 Amp Hour Battery charged by engine. Battery isolation switch.

Exterior Tri-colour combined port, starboard and stern light mounted on masthead meets latest requirements. Foredeck flood light and steaming light.

Interior Fluorescent light in forecabin and in centre of saloon. Toilet compartment light, chart table light and galley light. All lights are controlled by conveniently positioned master switch panel with integral fuses. Internal Lights have individual switches.



**ENGINE:**

15 H.P. Twin cylinder diesel inboard engine on flexible mounts. Engine start / stop controls and indicator lights conveniently located on master switch panel. Single lever throttle / gear control located at aft end of cockpit near tiller. Remote stern gland greaser located in port cockpit locker. Twelve gallon fuel tank under cockpit.

**SPARS, RIGGING AND SAILS**

Spars Anodised Aluminium Alloy Mast and Boom with roller reefing. Spinnaker pole track on foreside of mast. Spinnaker crane at masthead, spinnaker pole lift attachment point. Kicking strap and mainsail tack downhaul attachment. Genoa halyard winch.

Rigging Stainless steel standing rigging with stainless steel rigging screws and stainless steel toggles where necessary. Stainless steel main and genoa wire halyards with polyester tails. Fixed length topping lift. Braided polyester four part mainsheet, cam jamming block at lower end. Braided polyester genoa sheets. Main tack downhaul tackle, genoa tack strop. Kicking strap / boom vang tackle.

Sails Mainsail and No. 1 Jib in white terylene, with sailbags and battens.

**TERMS OF PAYMENT:****COMPLETE BOATS:**

One-third deposit with order.  
One-third on completion of mouldings.  
Balance: fourteen days prior to completion.

**PART-COMPLETE BOATS:**

50% Deposit with order.  
Balance fourteen days prior to completion.

**DELIVERY:**

By quotation.

**INSURANCE:**

Insurance in transit at owner's risk.

**NOTE:** In the interest of improving this boat, the Company reserves the right to alter this specification without prior notice.

This specification does not constitute an offer and should be checked at time of ordering.

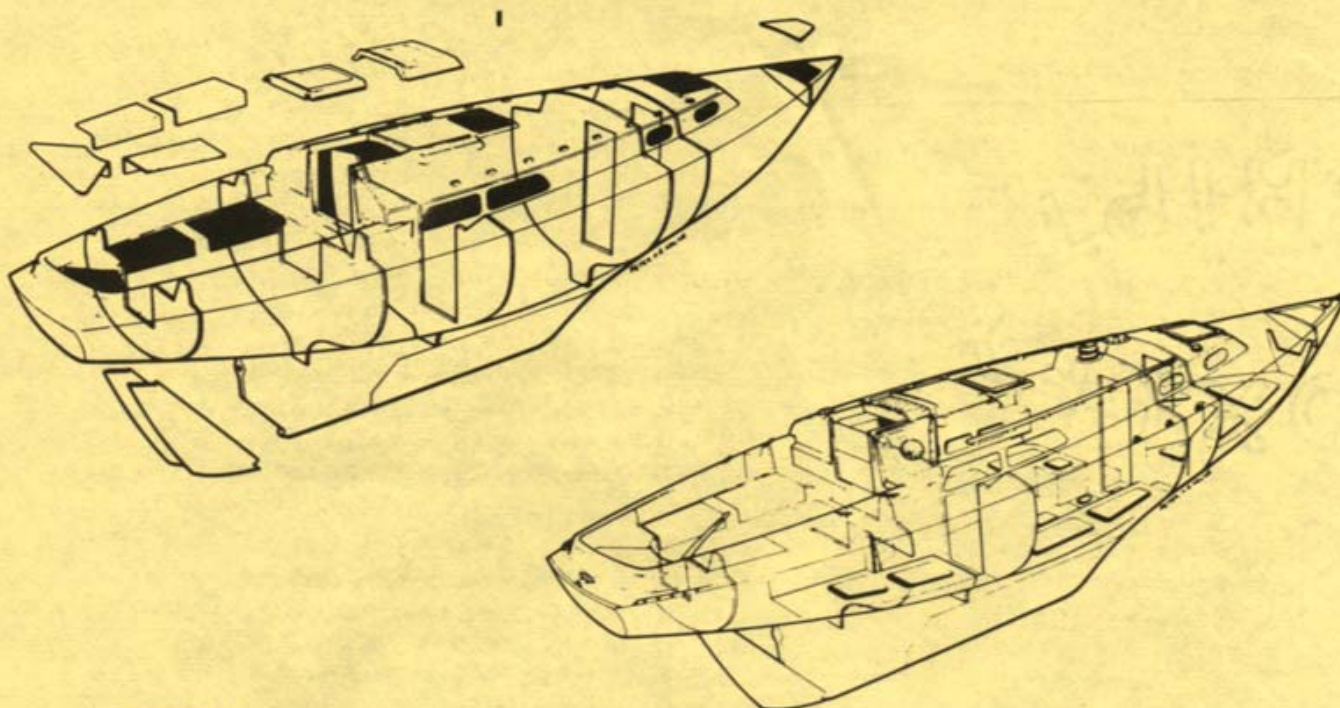
---

TERMS OF BUSINESS



# Elizabethan 33

## For Home Completion



STAGE I

STAGE II

*Sailaway £13,263*

For those wishing to complete their own craft we can supply the Elizabethan 33 in a number of stages of completion. We give full working drawings with all part built craft together with full advisory service and chandlery back up facilities.

Should your requirements be different from the stages we supply we will be pleased to quote to your specific requirements.

<u>STAGE I</u>	Hull and Deck with Ballast and Main Bulkheads.	£ 7484
<u>STAGE II</u>	Hull and Deck with Ballast, Main Bulkheads and Moulded Interior.	£ 9070

We also supply both Sail Away / Motor Away Packages for both these stages.

- a) SAIL AWAY – Mast, Boom, Standing and Running Rigging, Mainsail and No. 1 Jib and Relevant Deck Gear. £ 3875
- b) MOTOR AWAY – Bukh <sup>20</sup> 10 HP Inboard Diesel Installed. £ 3640

*Elizabethan*  
Built by G. Drummond-Bayne (Marine) Ltd., Unit 20, Willments Shipyard, Hazel Road, Woolston, Southampton. Tel: Southampton 441355 (S.T.D. Code 0703)

All Prices Subject to V.A.T.